




# AQUAMAINS

uPVC POTABLE WATERMAIN DISTRIBUTION PIPES & FITTINGS



- ✓ Lower Flow Loss
- ✓ Water and Moisture Proof
- ✓ Easy Handling and Installation
- ✓ High Mechanical Strength
- ✓ Non-Corrosive
- ✓ Built to Last



For Potable Water Main  
Distribution System



# AQUAMAINS

uPVC POTABLE WATERMAIN DISTRIBUTION PIPES & FITTINGS

Atlanta Aquamains is ideally applicable for Potable Watermain distribution system. Conforming to ISO Standards, BPS PNS-65 & ISO R-161. It is duly accepted & approved by MWSS & LWUA.

## PIPE RANGE & SPECIFICATION

SPECIFICATION: PNS 65

ADVANTAGES: Lightweight, High Strength, Corrosion Resistance, Economical, Easy to Install, Long Service Life

COLOR: Blue

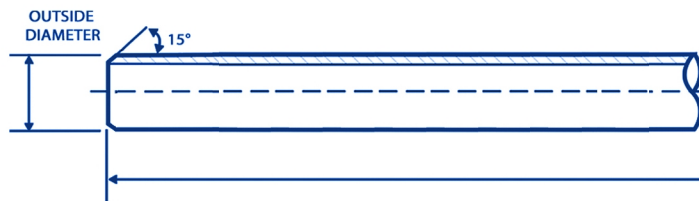
MATERIAL: Polyvinyl Chloride

JOINTING METHOD: Rubber Ring Push-on Type


### POWER SEALS



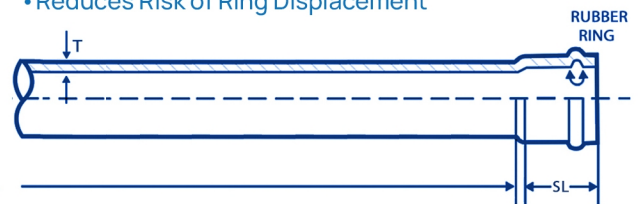
- Made of Non-Lead Stabilizer; Safe for Drinking Water
- Uses EPDM Power Ring Seal



### POWERLOCK



- Reduces Maintenance Extending Service Life
- Zero Reject
- Reduces Risk of Ring Displacement




OUTSIDE DIAMETER	NOMINAL SIZE	LENGTH (L)	SOCKET LENGTH (SL)	WALL THICKNESS (T)	
				S-8	S-10
63 mm	2 in.	6 M	100 mm	3.60	3.00
75 mm	2-1/2 in.	6 M	115 mm	4.30	3.60
90 mm	3 in.	6 M	120 mm	5.20	4.40
110 mm	4 in.	6 M	128 mm	6.30	5.30
160 mm	6 in.	6 M	150 mm	9.20	7.70
225 mm	8 in.	6 M	176 mm	12.90	10.80
280 mm	10 in.	6 M	200 mm	16.00	13.50
315 mm	12 in.	6 M	213 mm	18.00	15.20
355 mm	14 in.	6 M	230 mm	20.30	17.10
400 mm	16 in.	6 M	280 mm	22.90	19.30


Note: Applies to both Power Seals & Power Lock

**MOULDED FITTINGS**


Elbow 45° PO X PO

	mm	in
	63	2
	75	2-1/2
	90	3
	110	4
	160	6
	225	8


Elbow 90° PO X PO

	mm	in
	63	2
	75	2-1/2
	90	3
	110	4
	160	6
	225	8


Elbow 22.5° PO X PO

	mm	in
	110	4
	160	6
	225	8


Coupling PO X PO

	mm	in
	63	2
	75	2-1/2
	90	3
	110	4
	160	6
	225	8

Tee Reducer

	mm	in
	90 x 63	3 x 2
	110 x 63	4 x 2
	110 x 90	4 x 3
	160 x 110	6 x 4
	225 x 110	8 x 4
	225 x 160	8 x 6


Tee Equal

	mm	in
	63	2
	75	2-1/2
	90	3
	110	4
	160	6


Tee Reducer Flange

	mm	in
	225 x 110	8 x 4


Coupling Reducer PO X PO

	mm	in
	110 x 63	4 x 2
	110 x 90	4 x 3
	160 x 110	6 x 4
	225 x 110	8 x 4
	225 x 160	8 x 6

Flange Adapter

	mm	in
	63	2
	75	2-1/2
	90	3
	110	4
	160	6
	225	8


Repairing Coupling

	mm	in
	110	4
	160	6
	225	8




## LONG SWEEP ELBOWS


90° Elbow PO X PE

	mm	in
	63	2
	75	2-1/2
	90	3
	110	4
	160	6
	225	8
	280	10
	315	12


45° Elbow PO X PE

	mm	in
	63	2
	75	2-1/2
	90	3
	110	4
	160	6
	225	8
	280	10
	315	12

22.5° Elbow PO X PE


	mm	in
	63	2
	75	2-1/2
	90	3
	110	4
	160	6
	225	8
	280	10
	315	12

11.25° Elbow PO X PE


	mm	in
	63	2
	75	2-1/2
	90	3
	110	4
	160	6
	225	8
	280	10
	315	12

## FABRICATED FITTINGS

Coupling

	mm	in
	63	2
	75	2-1/2
	90	3
	110	4
	160	6
	225	8
	280	10
	315	12

Coupling Reducer

	mm	in	mm	in
 PO X PE *PO X PO *PO X PE	63 x 50	2 x 1-1/2	* 280 x 63	10 x 2
	75 x 63	2-1/2 x 2	* 280 x 90	10 x 3
	90 x 63	3 x 2	*280 x 110	10 x 4
	90 x 75	3 x 2-1/2	280 x 160	10 x 6
	* 110 x 50	4 x 1-1/2	280 x 225	10 x 8
	110 x 63	4 x 2	*315 x 110	12 x 4
	110 x 90	4 x 3	*315 x 160	12 x 6
	160 x 110	6 x 4	315 x 225	12 x 8
	225 x 160	8 x 6	314 x 280	12 x 10



35th Flr. Atlanta Center Bldg., No. 31 Annapolis St. Greenhills, San Juan City  
 Tel. No.: 8723-0781 to 88 | Fax No.: 7744-4703 / 8584-2997  
 Website: [www.atlanta.ph](http://www.atlanta.ph) Email Sales: [marketing@atlanta.ph](mailto:marketing@atlanta.ph)  
 Like Us on Facebook: [atlantaindustriesincorporated](https://www.facebook.com/atlantaindustriesincorporated)  
 Subscribe to Our Youtube Channel: Atlanta Industries Inc.