

# Unique

PVC WALL & CEILING PANELS



WATER-RESISTANT  
MOLD-FREE  
LONG-LASTING  
ATTRACTIVE  
QUICK & EASY TO INSTALL  
COST EFFECTIVE VS OTHER MATERIAL  
WON'T CORRODE AND IS RESISTANT TO MOST CHEMICALS



SCAN & VISIT OUR WEBSITE



# Atlanta Brings the Best Innovations

Atlanta PVC Wall and Ceiling is an innovation from Atlanta Industries that come in a wide spectrum of colors and astounding finishes that aims to revolutionize the use of traditional wall and ceiling.

Atlanta Industries uses its textured color lamination technology to its wall and ceiling for overall improved quality, durability, longevity, and aesthetics.

Made with high-grade Polyvinyl Chloride (PVC), the panels are guaranteed durable and also are acid and alkali resistant. Unlike metal sprandels, Atlanta PVC Wall and ceiling will not corrode or disintegrate, and dissimilar to wood material, this will not be infested by termites. You can save the hassle for painting your ceiling with the selection of pre-painted panels and wide set of designs available suiting your taste, style, and personality.

Atlanta PVC Wall and Ceiling Panels are designed to last more than the traditional materials so you can save more avoiding the unnecessary maintenance of wood and metal sprandels. Thus, this is an environmental friendly product because this wall and ceiling won't consume much of earth's diminishing forests and will not contribute to the depletion of natural resources.

Save more, as the panels are pre-painted already and very easy to install cutting down expenses on installation costs plus enjoy the perks of having maintenance-free panels.



# Advantages



## **Aesthetically Attractive**

Available in wide spectrum of colors and astounding finishes to fit your taste and style.



## **Durable**

Since this is made from high-grade PVC, the panels are durable and lasts more than 20 years. This surpasses the service life of wood and steel counterpart.



## **Easy to Install**

PVC Walls and Ceiling is easy to install, saving installation costs on labor.



## **Waterproof**

Atlanta PVC Wall and ceiling is waterproof. This does not expand, contract or warp when they come in water.



## **Maintenance Free**

With it's closed smooth surface, Atlanta PVC Wall and Ceiling is very easy to clean using household detergents. Panels are pre-painted so you can worry less about paint fading overtime



## **Pest Resistant**

The material of PVC Wall and Ceiling made it termite and pest proof.



## **Antifungi Property**

PVC won't allow any bacterial development on the panels.



## **Excellent Weatherability**

PVC materials are excellent substitute for special condition like coastal areas. Rotting and corrosion will never be a problem

# Application

Residential

Breweries

Car Washes

Dairy, Hog & Poultry Farms

Fisheries

Food Processing Plants

Health Care Facilities

Home Ceiling / Wall Panels

Kennels

Laboratories

Laundromats

Commercial

Marinas

Meat Packaging Facilities

Nursing Homes

Public Restroom

Restaurant Kitchens

Riding Stables

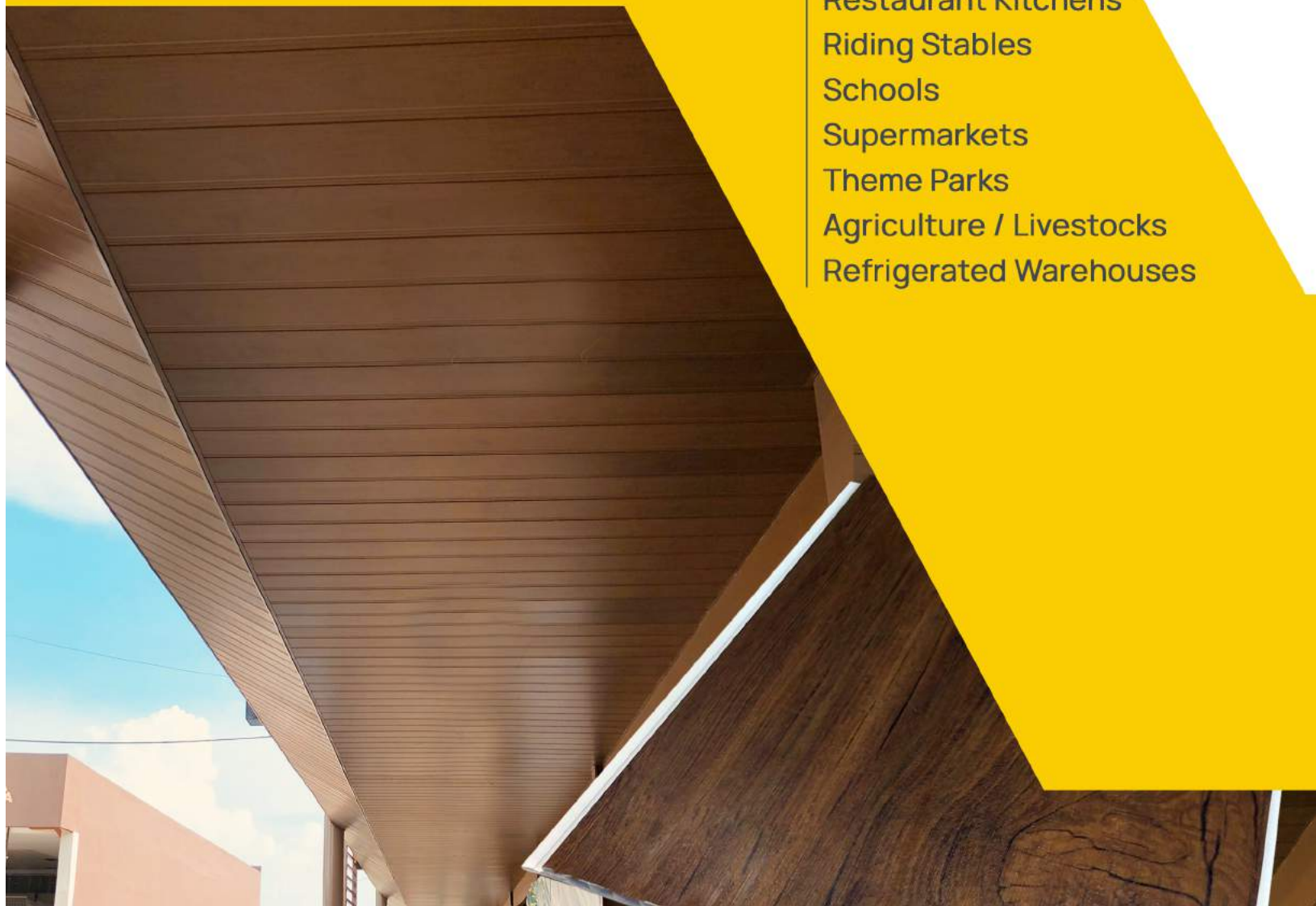
Schools

Supermarkets

Theme Parks

Agriculture / Livestocks

Refrigerated Warehouses





# Product Range

## Plain (Seamless) Panels



WENGE BROWN  
WOODGRAIN



MATTE  
PLAIN WHITE



GLOSSY  
PLAIN WHITE

TOTAL WIDTH : 10 inches (250 mm.)  
LENGTH : 12 ft.  
THICKNESS : 8 mm.

PROFILE : PLAIN (SEAMLESS)  
APPLICATION : FOR WALLS & CEILINGS

## V Groove Panels



YELLOW WOODGRAIN



GRAY WOODGRAIN



LIGHT BROWN  
WOODGRAIN

TOTAL WIDTH : 10 inches (250 mm.)  
LENGTH : 12 ft.  
THICKNESS : 8 mm.

PROFILE : V GROOVE  
APPLICATION : FOR WALLS & CEILINGS

*NOTE: The Colors of the Actual Unique PVC Wall & Ceiling Panel may slightly differ from the photos above.*

# Accessories

(Length : 7.5 ft.)



MODEL 7 JOINT

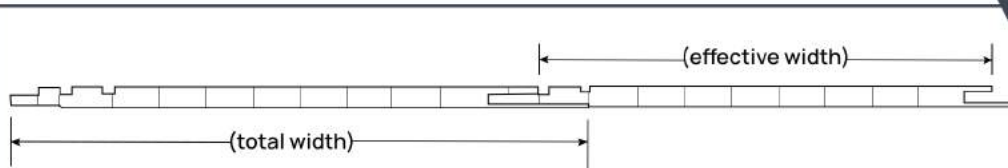


H JOINT

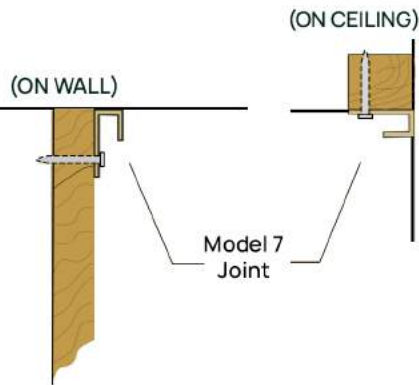
## Colors Available

-  white glossy
-  white matte
-  gray woodgrain
-  wenge
-  light brown woodgrain
-  yellow woodgrain

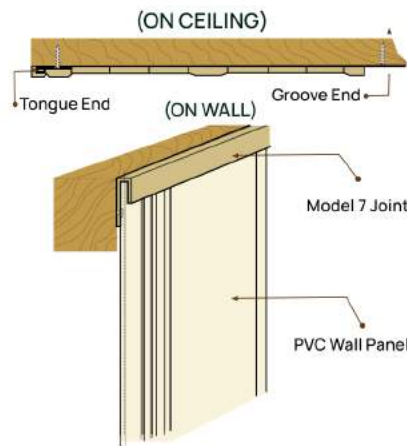
# Installation of Panels & Accessories



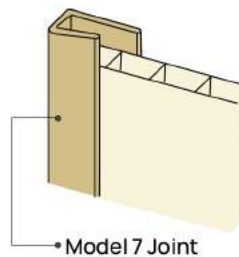
①



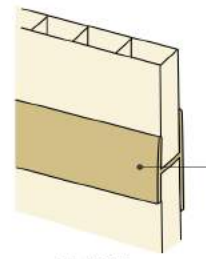
②



③



Model 7 Joint



H Joint

1. Nail panel accessories to corner sides of the wall.

2. Install the ceiling or wall panels by inserting the tongue end of the panels into the groove of the accessories and then by nailing the groove end of the panel to the ceiling joint or wall stud.

3. Install succeeding panels by this procedure until the last panel. Finish the installation by fastening panel accessories at the final perimeter.



# Projects

1. ROBINSONS FAIRVIEW
2. ROBINSONS NOVALICHES
3. EAST AVE. HOSPITAL
4. ROBINSONS LASPINAS
5. TOTAL
6. LANDMARK MAKATI
7. GOLDS LOCKS
8. VALENZUELA CITY HALL
9. RESIDENTIAL APPLICATION
10. MAGNOLIA FACTORY
11. WALTERMART
12. UNIMART







# Unique

PVC WALL & CEILING PANELS



(02) 8723 - 0781  
(02) 7744 - 4700



(02) 8584-2997  
(63) 7744-4703



marketing@atlanta.ph  
marketing.promo@atlanta.ph  
tech.support@atlanta.ph



35th Floor Atlanta Centre, No. 31  
Annapolis St. Greenhills San Juan,  
Manila



atlantaindustriesincorporated



atlantaindustriesofficial